

# A-F Report Card

## 2015 - 2016

### Grades PK - 05

District: DEWEY

74 1007 115

School: DEWEY ES

# B

# 83

#### 2016 Student Achievement (50%)<sup>1</sup>

Subject	# of Students	Performance Index	Letter Grade
Reading	259	80	B
Mathematics	259	80	B
Science	95	75	C
Social Studies	95	78	C
Writing	***	***	***
	708	79	C

#### Overall Student Growth (Progress Towards Proficiency) (25%)<sup>2</sup>

Subject	# of Students	Performance Index	Letter Grade
Reading	177	80	B
Mathematics	177	84	B
	354	82	B

#### Bottom Quartile Student Growth (Progress Toward Proficiency)(25%)<sup>3</sup>

Subject	# of Students	Performance Index	Letter Grade
Reading	43	47	F
Mathematics	43	56	F
Overall Bottom Quartile Growth Grade	86	51	F

#### Bonus Points (Maximum 10 Points)<sup>4</sup>


Category	Points Earned
Attendance Rate	10 (95%)
Total	10

## FINAL GRADE

## 83 B

#### School Performance Grading Scale

Grade Range	Letter Grade
90-100	A
80-89	B
70-79	C
60-69	D
Below 60	F



<sup>1</sup>2016 Student Achievement: 50% of the overall grade is based on the Oklahoma School Testing Program assessments in grades three (3) through high school.

<sup>2</sup> Overall Student Growth: 25% of the grade is based on annual student learning gains as measured by Oklahoma's standardized assessments in reading and mathematics in grades three(3) through eight (8); and Algebra I and English II end-of-instruction tests.

<sup>3</sup> Bottom Quartile Student Growth: 25% of the grade is based on the growth of the bottom 25% of incoming students as measured by Oklahoma's standardized assessments in reading and mathematics in grades three(3) through eight(8); and Algebra I and English II end-of-instruction tests.

Up to 10 bonus points are awarded for factors including attendance, dropout rate, advanced coursework, college entrance exams, graduation rate, overall performance and year to year growth. The categories for bonus points are determined by grades served at the site.

\*\*\* Insufficient number of students' scores to display results.

**Note:** If the percent of students tested is less than 95%, the overall grade is dropped one letter grade. If the percent of students tested is less than 90%, the grade is reduced to an F.



# A-F Report Card

## 2015 - 2016

### Grades 06 - 08

District: DEWEY

74 1007 510

School: DEWEY MS

# C-

# 72

#### 2016 Student Achievement (50%)<sup>1</sup>

Subject	# of Students	Performance Index	Letter Grade
Reading	275	69	D
Mathematics/Algebra I	275	76	C
Science	95	61	D
Social Studies/Geography/US History	189	48	F
Writing	***	***	***
	834	66	D

#### Overall Student Growth (Progress Towards Proficiency) (25%)<sup>2</sup>

Subject	# of Students	Performance Index	Letter Grade
Reading	273	73	C
Mathematics/Algebra I	273	79	C
	546	76	C

#### Bottom Quartile Student Growth (Progress Toward Proficiency)(25%)<sup>3</sup>

Subject	# of Students	Performance Index	Letter Grade
Reading	68	32	F
Mathematics/Algebra I	68	49	F
Overall Bottom Quartile Growth Grade	136	40	F

#### Bonus Points (Maximum 10 Points)<sup>4</sup>

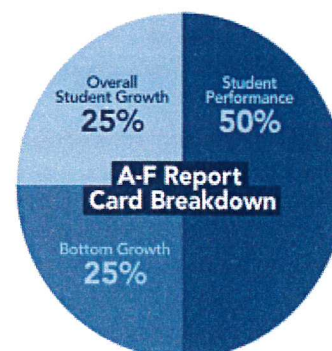
Category	Points Earned
Attendance Rate	6 (>95%)
Dropout Rate	2 (<5%)
Advanced Coursework	2 (Participation 46%)
Total	10

#### School Performance Grading Scale

Grade Range	Letter Grade
90-100	A
80-89	B
70-79	C
60-69	D
Below 60	F

## FINAL GRADE

## 72 C-



<sup>1</sup>2016 Student Achievement: 50% of the overall grade is based on the Oklahoma School Testing Program assessments in grades three (3) through high school.

<sup>2</sup> Overall Student Growth: 25% of the grade is based on annual student learning gains as measured by Oklahoma's standardized assessments in reading and mathematics in grades three(3) through eight (8); and Algebra I and English II end-of-instruction tests.

<sup>3</sup> Bottom Quartile Student Growth: 25% of the grade is based on the growth of the bottom 25% of incoming students as measured by Oklahoma's standardized assessments in reading and mathematics in grades three(3) through eight(8); and Algebra I and English II end-of-instruction tests.

Jp to 10 bonus points are awarded for factors including attendance, dropout rate, advanced coursework, college entrance exams, graduation rate, overall performance and year to year growth. The categories for bonus points are determined by grades served at the site.

\*\*\* Insufficient number of students' scores to display results.

**Note:** If the percent of students tested is less than 95%, the overall grade is dropped one letter grade. If the percent of students tested is less than 90%, the grade is reduced to an F.



# A-F Report Card

## 2015 - 2016

### Grades 09 - 12

District: DEWEY

74 1007 705

School: DEWEY HS

# D+

# 67

#### 2016 Student Achievement (50%)<sup>1</sup>

Subject	# of Students	Performance Index	Letter Grade
English II/English III	163	80	B
Algebra I/Algebra II/Geometry	184	80	B
Biology I	89	25	F
US History	82	74	C
	518	70	C

#### Overall Student Growth (Progress Towards Proficiency) (25%)<sup>2</sup>

Subject	# of Students	Performance Index	Letter Grade
English II	82	76	C
Algebra I	79	78	C
	161	77	C

#### Bottom Quartile Student Growth (Progress Toward Proficiency)(25%)<sup>3</sup>

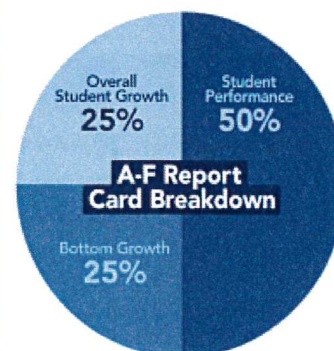
Subject	# of Students	Performance Index	Letter Grade
English II	20	40	F
Algebra I	19	53	F
<b>Overall Bottom Quartile Growth Grade</b>	<b>39</b>	<b>46</b>	<b>F</b>

#### Bonus Points (Maximum 10 Points)<sup>4</sup>

Category	Points Earned
Cohort Graduation Rate	0 (84%)
Advanced Coursework	1 (Performance >95%, Participation 25%)
College Entrance Exam	0 (Performance 48%, Participation 64%)
Low Performing Eighth Grade Cohort Rate	0 (75%)
EOI Performance	0 (73%)
Year to Year Growth	0
<b>Total</b>	<b>1</b>

#### School Performance Grading Scale

Grade Range	Letter Grade
90-100	A
80-89	B
70-79	C
60-69	D
Below 60	F



## FINAL GRADE

## 67 D+

<sup>1</sup>2016 Student Achievement: 50% of the overall grade is based on the Oklahoma School Testing Program assessments in grades three (3) through high school.

<sup>2</sup> Overall Student Growth: 25% of the grade is based on annual student learning gains as measured by Oklahoma's standardized assessments in reading and mathematics in grades three(3) through eight (8); and Algebra I and English II end-of-instruction tests.

<sup>3</sup> Bottom Quartile Student Growth: 25% of the grade is based on the growth of the bottom 25% of incoming students as measured by Oklahoma's standardized assessments in reading and mathematics in grades three(3) through eight(8); and Algebra I and English II end-of-instruction tests.

Up to 10 bonus points are awarded for factors including attendance, dropout rate, advanced coursework, college entrance exams, graduation rate, overall performance and year to year growth. The categories for bonus points are determined by grades served at the site.

\*\*\* Insufficient number of students' scores to display results.

**Note:** If the percent of students tested is less than 95%, the overall grade is dropped one letter grade. If the percent of students tested is less than 90%, the grade is reduced to an F.